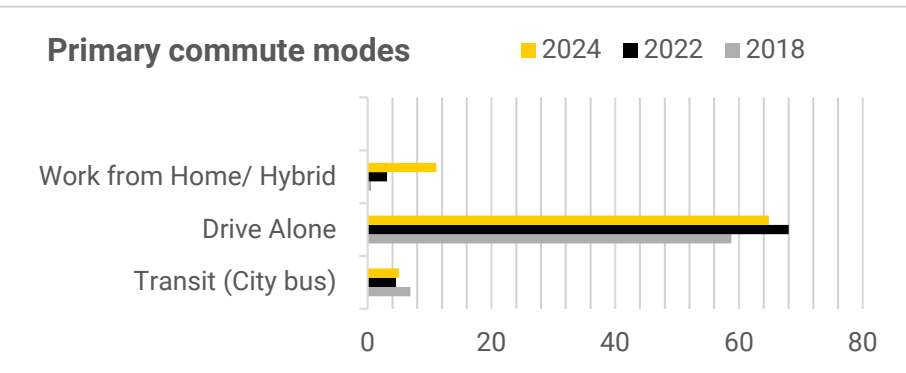


Biennial Employee Travel to Work Survey: 2024 summary

The University of Iowa Parking and Transportation department uses a biennial survey to evaluate commuting trends with travel options among university faculty and staff.

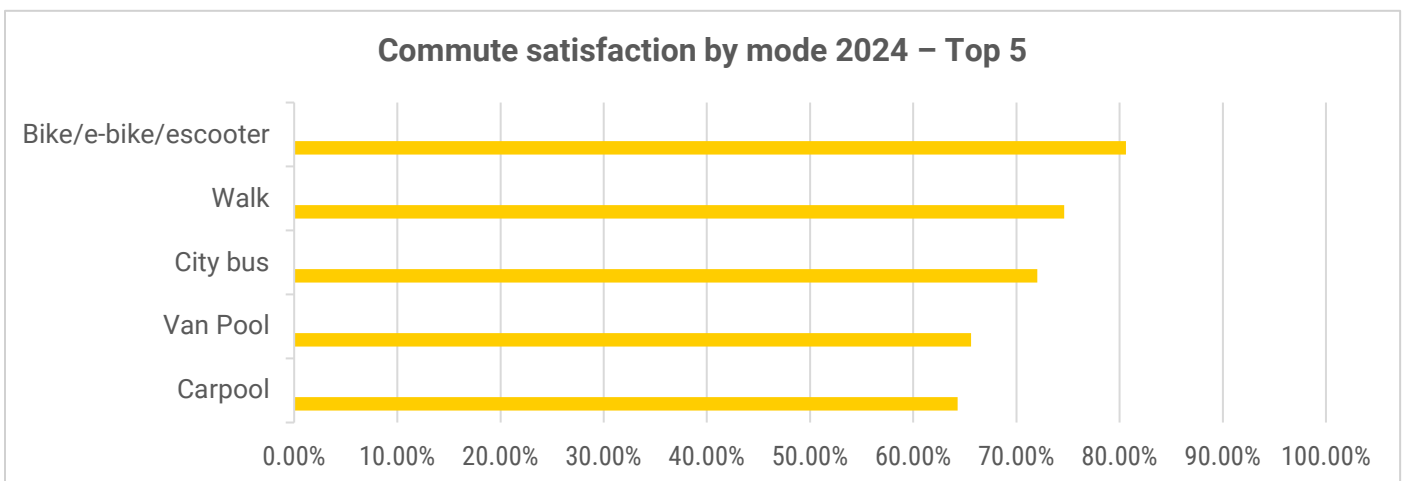
In 2024, 5,702 surveys were completed. Of those that self-identified their affiliation with the university, 862 identified as faculty members and, for a simple overview, the remaining categories were combined for 4,466 identified as staff.

The majority of employees drive alone as their primary commute mode. Fewer respondents drive alone compared to 2022, but the current rate is still higher than the 2018 survey. While up from 2022, transit use remains lower than pre-pandemic levels.



Commute satisfaction

A question to gauge commute satisfaction was recently added to the survey. In 2024, over half of respondents stated they were somewhat to extremely satisfied with their commute for a satisfaction rate of 55%. This is consistent with 2022 survey commute satisfaction rates. Amongst those who were somewhat to extremely satisfied with their commute, alternative modes of transportation had the highest satisfaction ratings.



28%

LIVE 21+ MILES FROM CAMPUS

65%

DRIVE ALONE

Employees driving alone has decreased 3% since 2022

45%

SAY WEATHER INFLUENCES THEIR COMMUTE

5 DAYS/WEEK

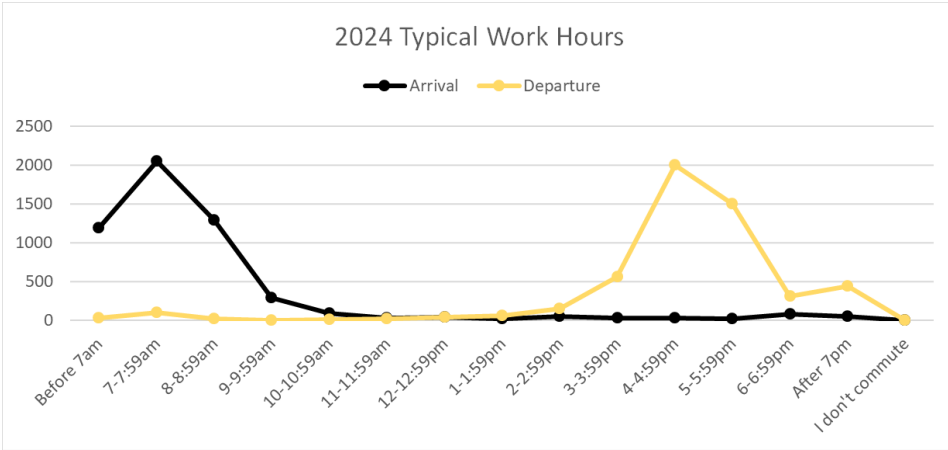
AVERAGE COMMUTE DAYS

Majority commute daily during their work week

63%

HOLD PARKING PERMITS

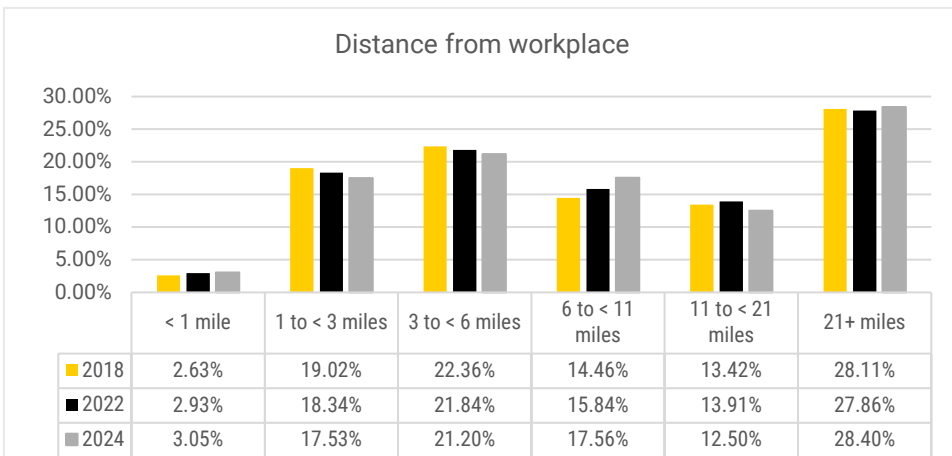
Biennial Employee Travel to Work Survey: 2024 summary



The majority of UI faculty and staff arrive before 8 a.m. and depart after 5 p.m.

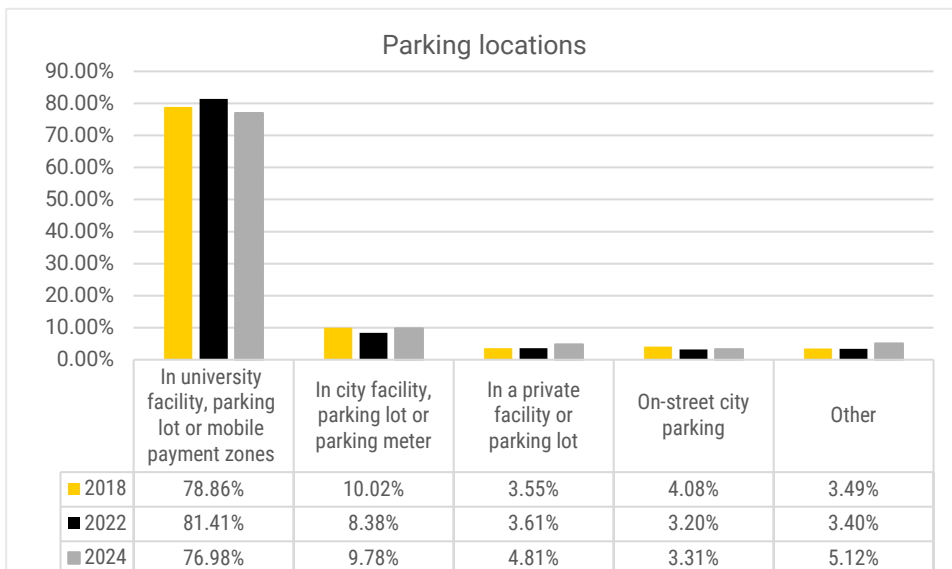
The peak arrival time is during the 7 a.m. hour.

The peak departure time is during the 4 p.m. hour.



Overall, 20.57% of respondents live within three miles of campus.

The percentage of those living 6 to less than 11 miles is trending upwards, which coincides with housing growth in the corridor.



The majority of UI faculty and staff park in a university facility, parking lot or mobile payment zone when they need to drive to campus.

77% use university facilities while 23% use city, private facilities, or elsewhere. This is consistent with 2018 and 2022 survey results.